


# PERCEPTIONS OF THE EUROPEAN UNION

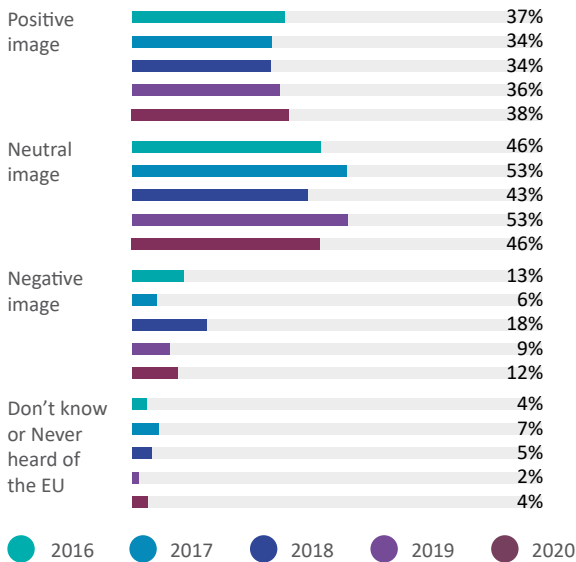
## Public Opinion in Belarus

### Do you have a positive, neutral or negative image of the EU?

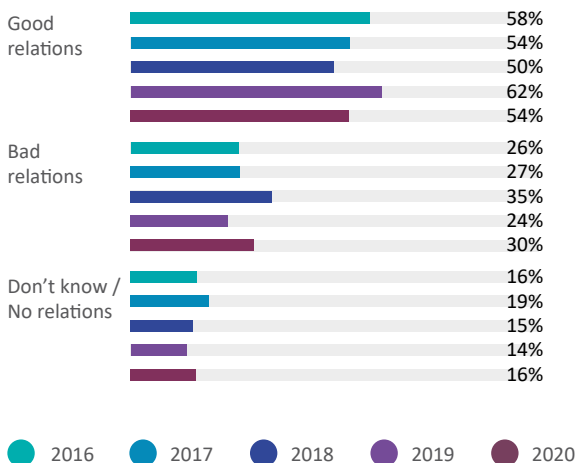
#### 2020 COUNTRY PICTURE



#### CHANGE OVER TIME: FROM 2016 TO 2020



### How would you describe the relations between the EU and your country?



#### VALUES ASSOCIATED WITH THE EU

##### Top 3 values

- Economic prosperity (69%)
- Freedom of religion (68%)
- Freedom of the media (67%)

##### Lowest 3 values

- Equality and social justice (51%)
- Peace, security and stability (46%)
- Absence of corruption (32%)

#### PERSONAL VALUES

##### Top 3 values

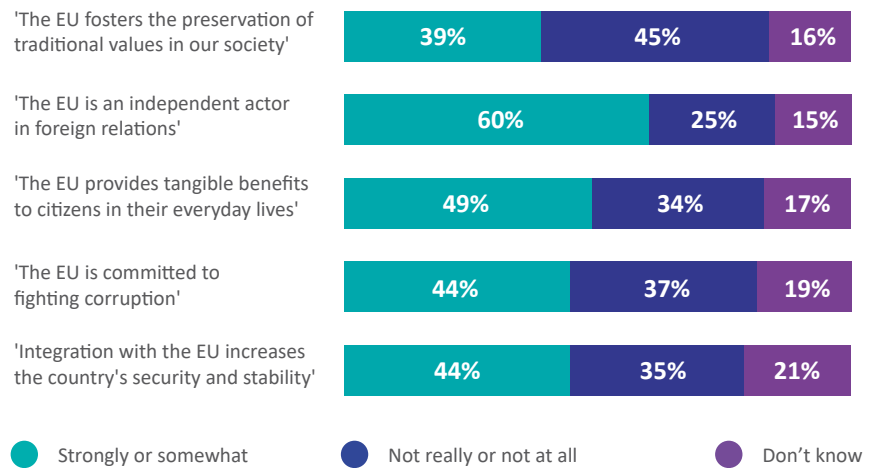
- Peace, security and stability (58%)
- Human Rights (49%)
- Individual freedom (39%)

##### Lowest 3 values

- Freedom of religion (7%)
- Respect for other cultures/minorities (4%)
- Freedom of the media (1%)

Respondents were asked to choose and rank the three most important values from a list of 13 items.

### To what extent do you agree with the following statements about the EU?



### Trust towards the EU and other international institutions

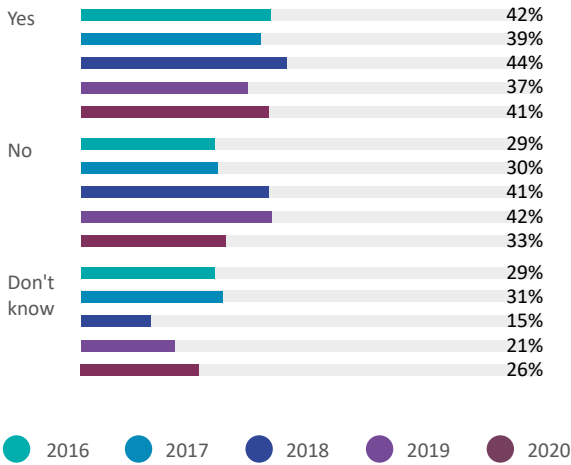


The EU continues to be the most trusted foreign institution followed by the United Nations.

# AWARENESS AND EFFECTIVENESS OF EU SUPPORT

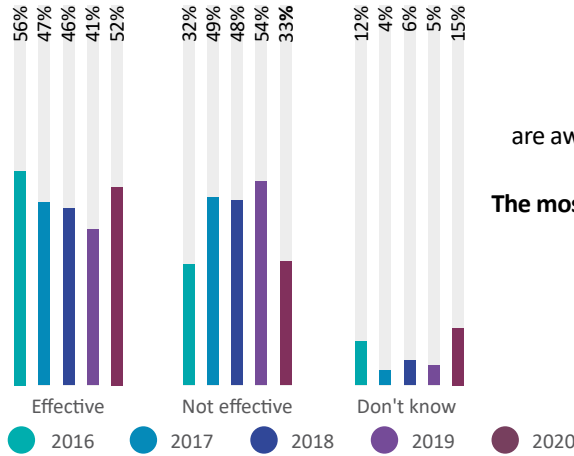
## Public Opinion in Belarus

### Does the European Union provide your country with financial support?



### Effectiveness of EU support & knowledge of specific programmes

#### How effective do you think the support has been?



**47%**

are aware of specific programmes financed by the EU

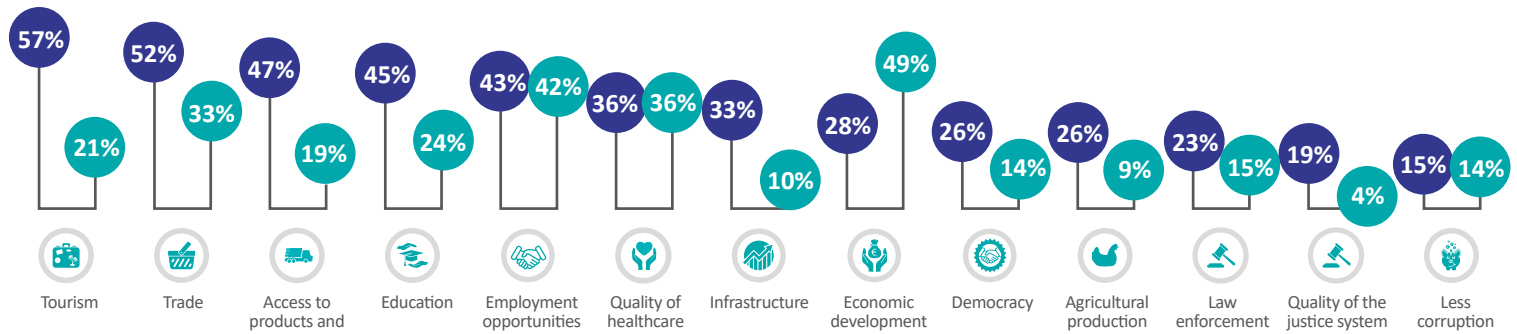
**The most well-known programmes are in the fields of:**

- Education
- Health and medicine
- Culture

Percentages based on citizens who are aware of EU support.

### EU support to Belarus: areas that have benefited 'very much' or 'fairly' versus areas where a greater role of the EU is required

● Areas that have benefited from EU support      ● Areas where a greater role of the EU is required



Respondents were asked to choose and rank the three most important areas from a list of 13.

### Would you say that the following institutions provide more, the same, or less financial support to Belarus than the European Union?

● More      ● The same      ● Less



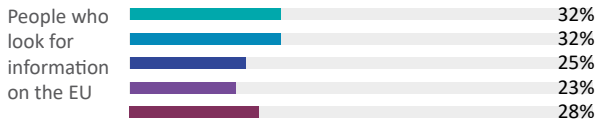
The institution supports my country less than the EU.

Between 15% and 30% of Belarusians did not have enough information to answer the question.

# SOURCES OF INFORMATION ON THE EU

## Public Opinion in Belarus

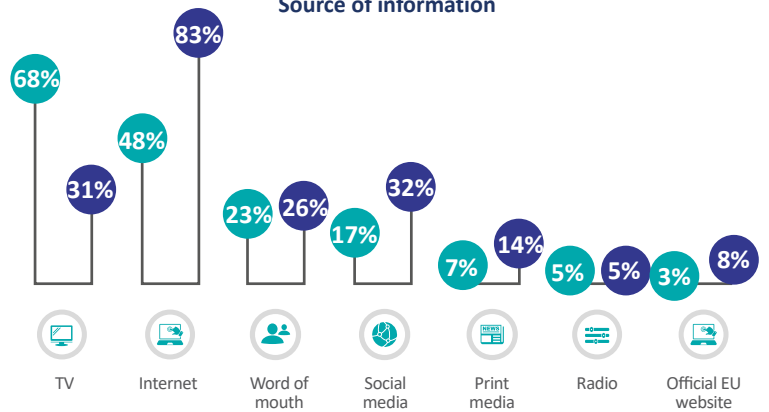
### Passive and active exposure to information on the EU



● 2016 ● 2017 ● 2018 ● 2019 ● 2020

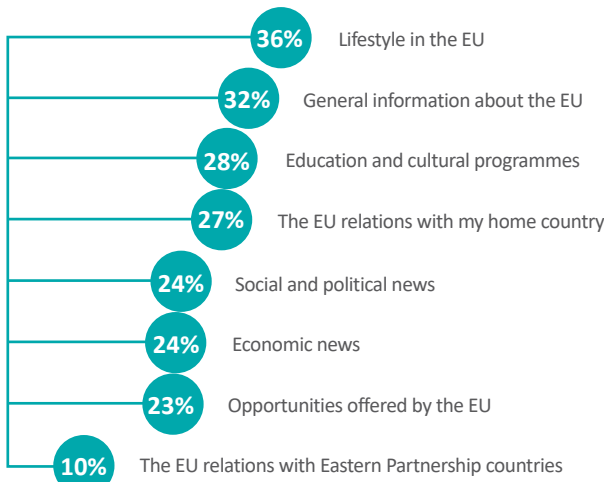
6% of citizens frequently searched for information on the EU in 2020.

### Source of information



● Belarussians who have seen/heard information on the EU in the last 3 months ● Belarussians who usually look for information on the EU

### Most searched topics



Percentages based on people who usually look for information on the EU.

### Quality of information



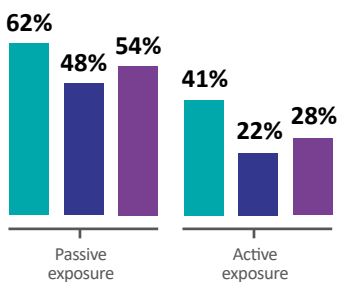
95% of citizens looks at EU-related news in Russian, 3% in English and 1% in Belarusian.

Percentages based on people who usually look for information on the EU.

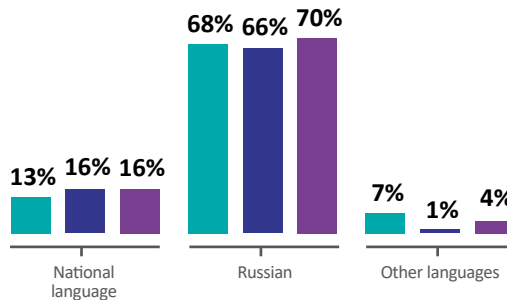
### Media usage and attitudes towards the EU

● Citizens with a positive image of the EU ● Citizens with a neutral image of the EU ● Overall population

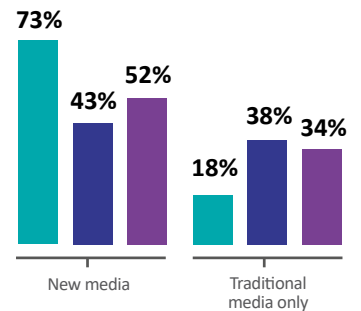
#### Citizens exposed to information on the EU\*



#### Frequent users of media in national language



#### Frequent users of traditional and new media



\*Passive: Citizens who have seen/heard information on the EU in the last three months – Active: Citizens who usually look for information on the EU.